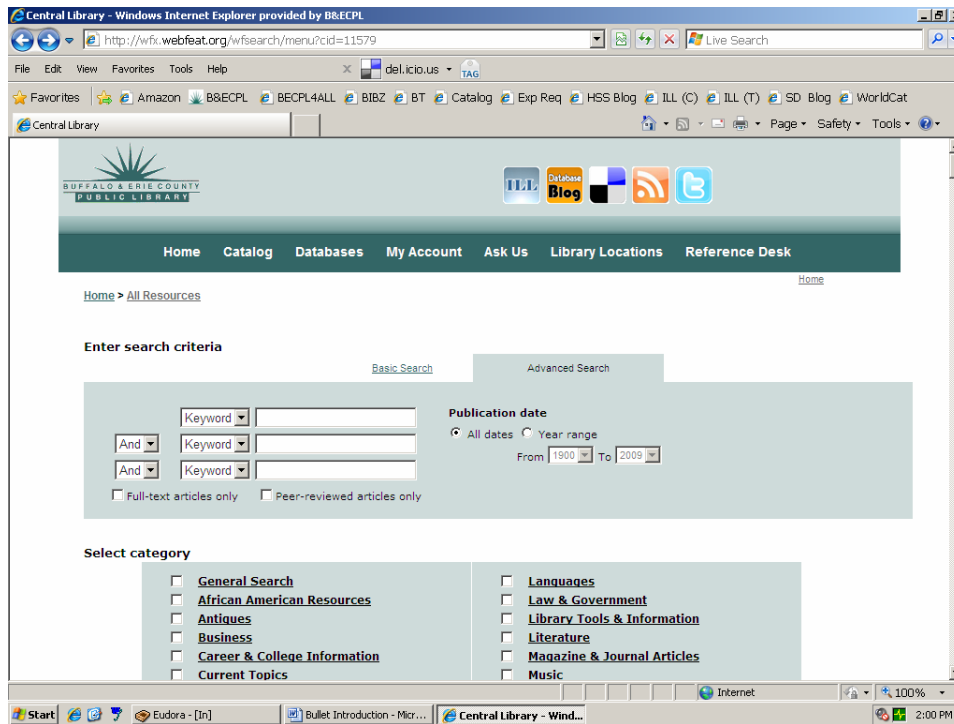


WebFeat Express: Our New Database Interface




- The database page has a new header that fits in with the look of our new web site.
- The new header has some helpful icons. Need full-text for an article you can only find a citation for and the Library doesn't have the print?

Go right to ILL with this icon . Visit the Database Blog by clicking

on . Use  to add the database page to your online Delicious

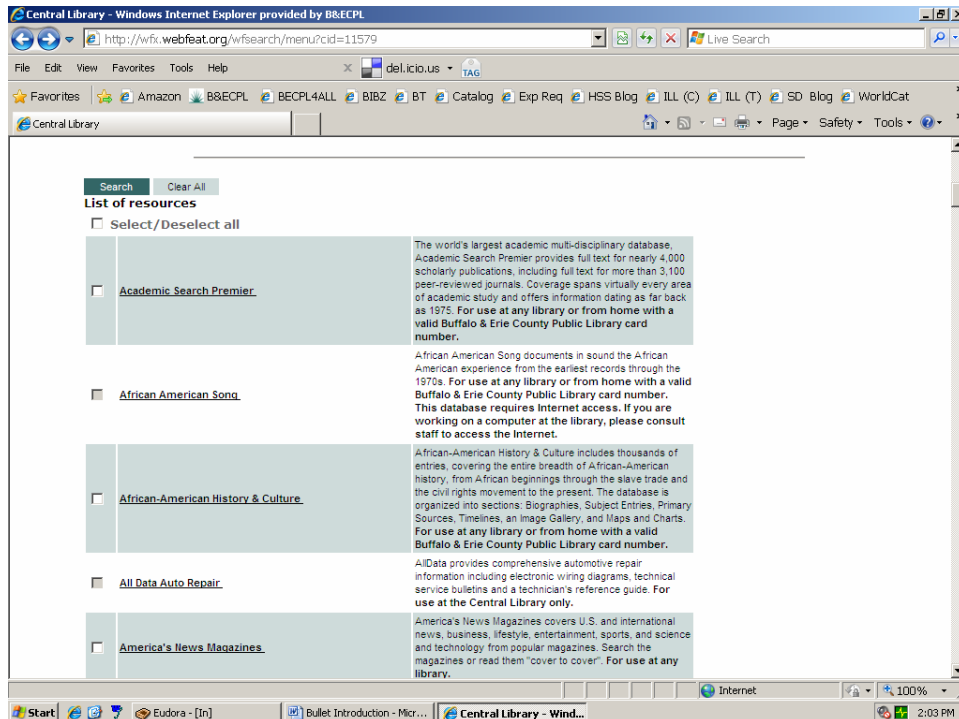
Bookmarks. Click on  to follow the Library's news feed. Follow

the Library's twitter page by clicking on this icon . So many new options!

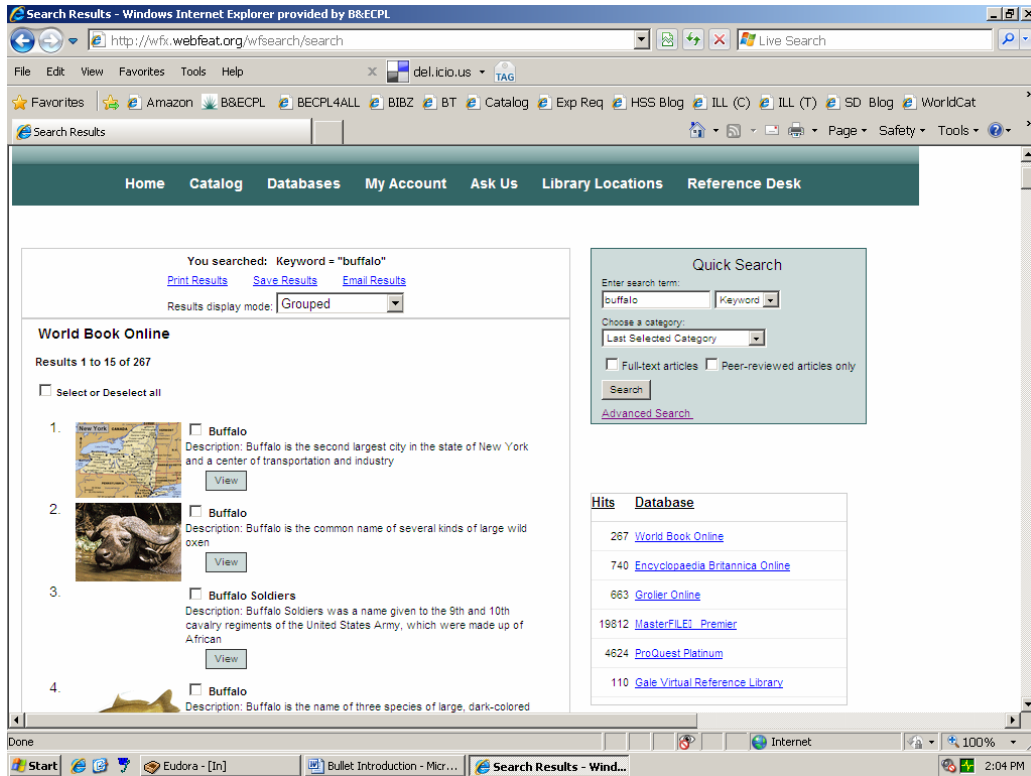
- The new database page defaults to an Advanced Search so users have the option of putting in multiple search terms and limiting right away by full-text articles, peer-reviewed articles, and date. (A Basic search is still available if you prefer).
- Searching databases can be as simple as putting in a search term, selecting a category (or categories), and clicking on the search button

(or hitting Enter on your keyboard). It is not necessary to select individual databases.

- Clicking on a category will provide a description and a listing of the databases within that category. You may select all resources or only specific resources within that category. You may also go to the native interface by clicking on the database name. Click on “All Resources” at the top to get back to the full list of databases.
- *Of special note: The following four categories are not searchable by category: Car Repair, Foundation Center, Genealogy, and Languages. This means that instead of clicking into the checkbox in front of these categories, users must search the individual databases in these categories by clicking on the title of the desired database.*
- An A-Z list follows the search boxes in the Advanced and Basic searches. You can select all resources, select one or several databases, or go to the native resource by clicking on the title. Database descriptions and access information are included next to the name of each database.



- Results are presented differently. Here is a sample results page:



- Results can be Grouped by database or sorted by relevancy, title, author, date, selections only (marked titles), or clustered by topic.
- Search results can be printed, e-mailed, or saved.
- A search can be revised right from the results page by using the Quick Search box. You can change key terms, categories, or basic limiters right from this page. Simply click on Advanced Search to perform a brand new search.